

ELIZ 210a self-powered 2 x 10" line array

(Preliminary information)



ELIZ 210a is a versatile 2 x 10" line array system with integral amplifier, offering exceptional power and precision in a compact, lightweight format.

ELIZ 210a mounts twin 10" LF transducers in a V formation and harnesses Tetracoil Double Voice Coil technology for exceptional power, enhanced low end performance, precise control, outstanding impulse response, and superior transient handling. A large next-gen titanium diaphragm 4" HF compression driver delivers excellent linearity and mid-band clarity.

A custom two-part ABS magnetized horn plug allows super-fast adjustment of horizontal dispersion, providing maximum versatility with a single top cabinet design. The ELIZ range shares the same audio signature, hanging frame, and 118Sa flown and ground-stacked subwoofers as the ARRoCC constant curvature range, helping rental companies to manage an efficient inventory capable of handling short, medium and long-throw scenarios.



90° x 8°
adjustable



55Hz – 19kHz

Intuitive SCiO software enables remote control of ELIZ 210a's integral amplifier from any device.

Technical specifications

ELIZ 210a is built in Belgium by skilled craftspeople and state-of-the-art machinery.

Description	Self-amplified line array loudspeaker
Transducers	LF: 2x10" Tetracoil • HF: 1x1.5" exit compression driver / voice coil diameter 4"
Frequency range (-6dB)	55Hz - 19kHz
Nominal directivity (-6dB)	90°x 8° • External plate option for 70° coverage
Peak SPL ¹	140dB Mtone (preliminary)
Processing	Dedicated AUDIOFOCUS A series SCiO and Powersoft Armonia presets
Rigging	16 angles from 0 to 8°. Same rigging frame as ARRoCC system and 118Sa , 2 or single point motor option , adjustable extension beam
Audio Connectors	2 × 4-point speakON
Network Connectors	1x etherCON for control
Power Connectors	IN: 1x3-point powerCON TRUE1TOP LINK: 1x3-point powerCON TRUE1TOP
Dimensions (H x W x D)	290 x 700 x 545 mm • 11.4 x 27.6 x 21.5 inches
Weight	34kg / 75lbs (preliminary)
Finish	Highly resistant polyurea coating




(1) Mtone 12 dB crest factor with compression of 2dB average in the low section

Related Products

118Sa

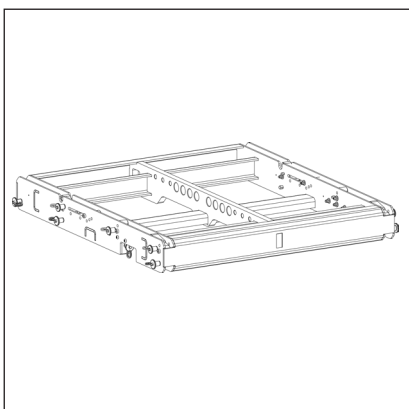
Touring self-powered compact
18" subwoofer



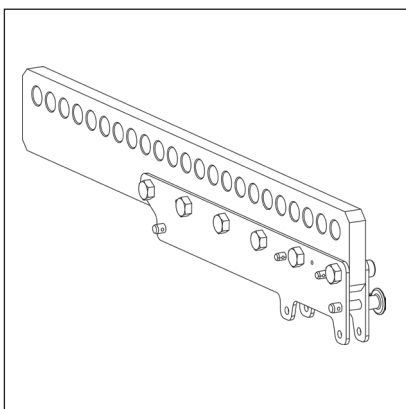
Ref. : 48441

Accessories

Touring/Install 210 Frame



Touring/Install 210 Beam



48588 - Dolly ELIZ 210 Dolly for ELIZ 210 (4pcs)

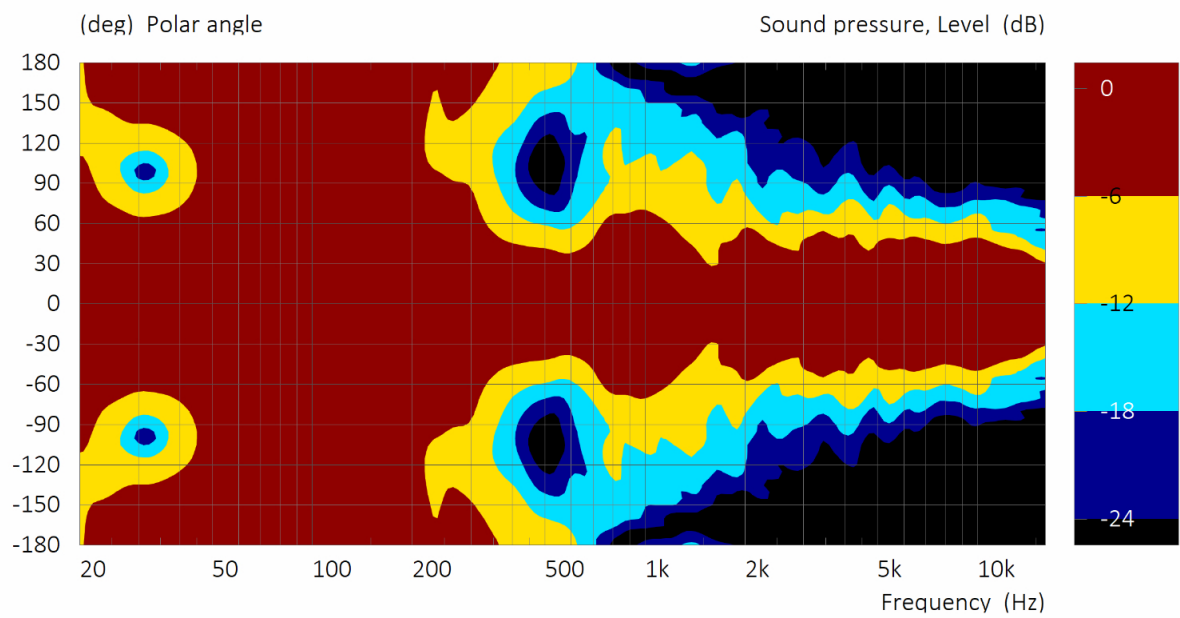
48589 - Dual Dolly ELIZ 210 Dolly for ELIZ 210 (8pc / 6pc + frames)

48590 - Cover 3x ELIZ 210 Protection cover for ELIZ 210 (3pcs)

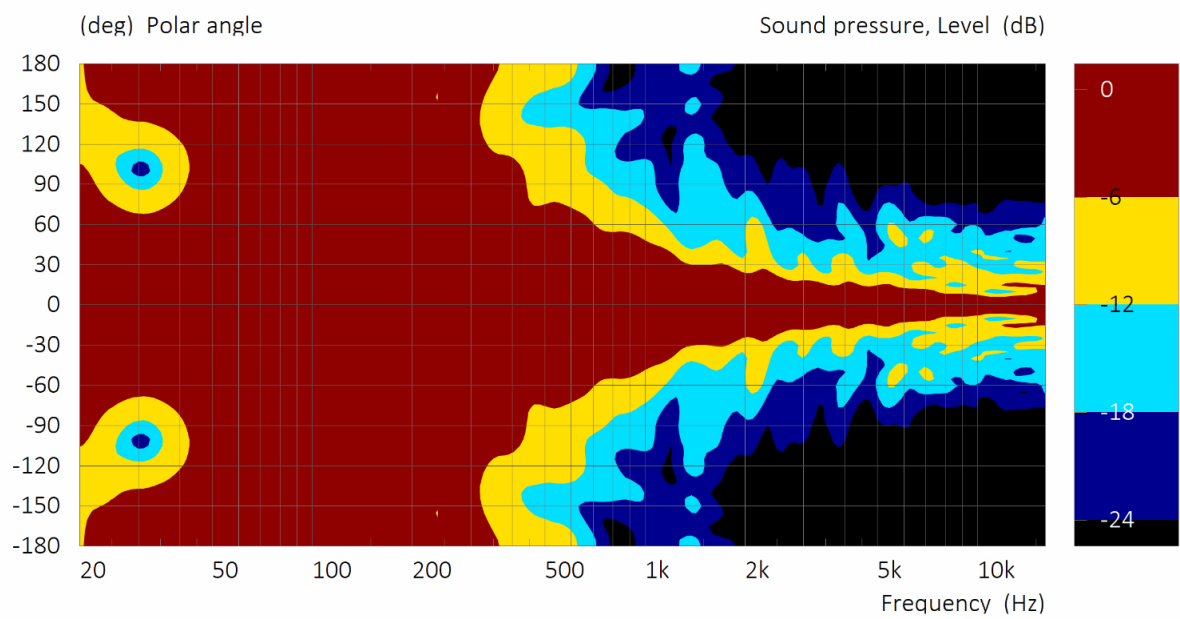
48591 - Cover 4x ELIZ 210 Protection cover for ELIZ 210 (4pcs)

Beamwidth

ELIZ 210a Horizontal Beamwidth - 90° No Insert

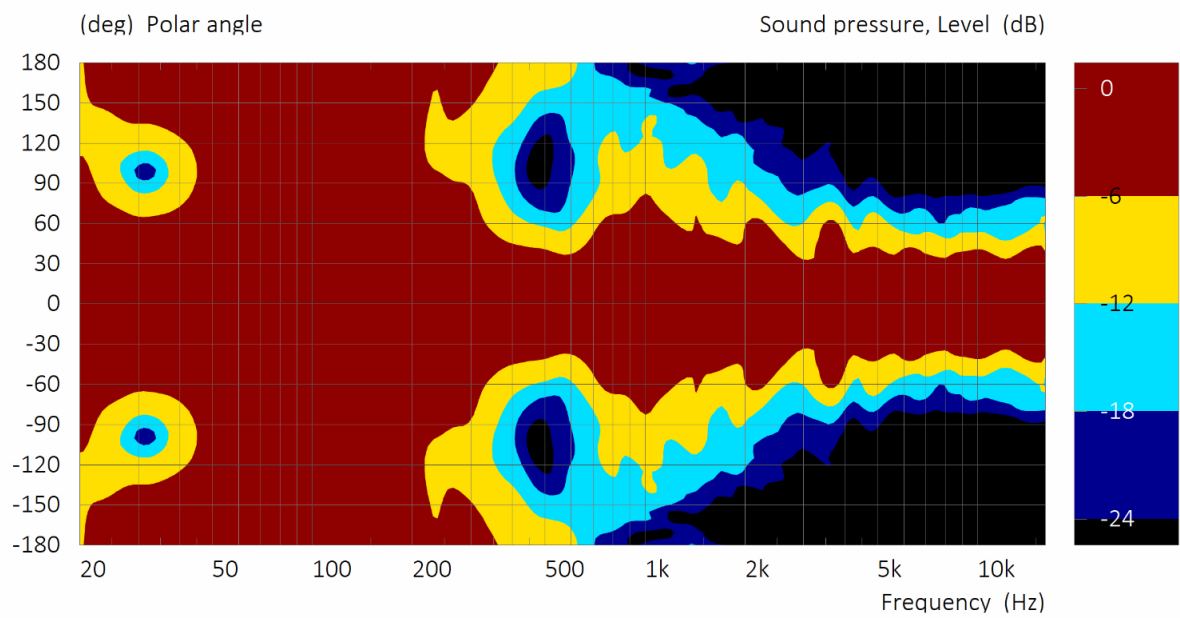


ELIZ 210a Vertical Beamwidth - No Insert

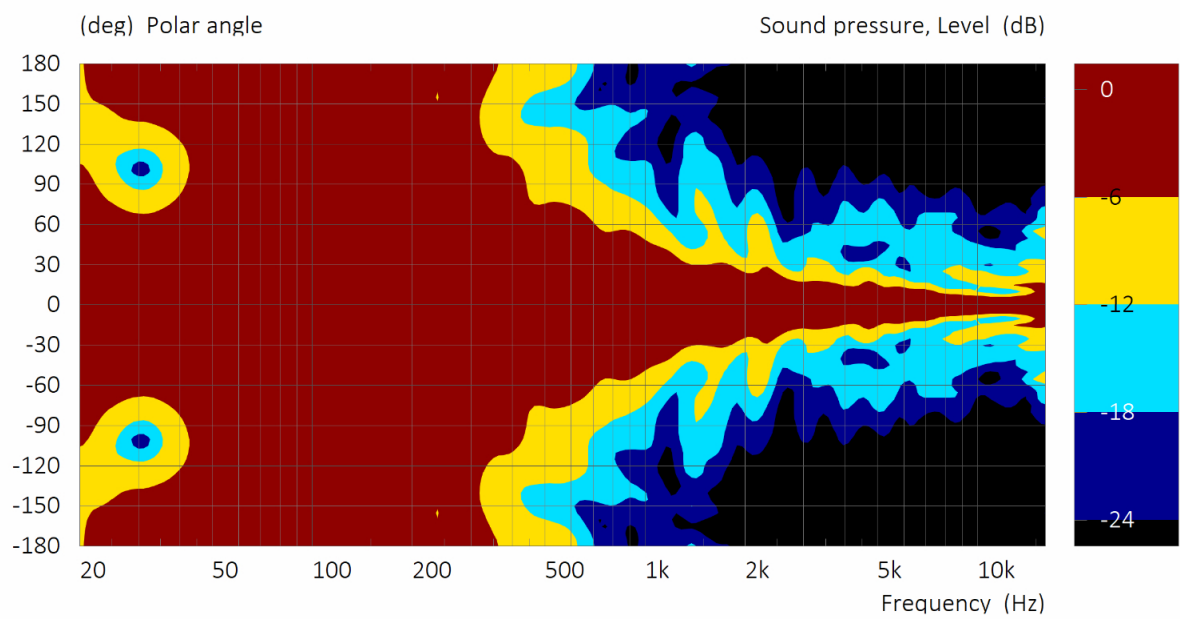


Beamwidth

ELIZ 210a Horizontal Beamwidth - 70° Insert Fitted



ELIZ 210a Vertical Beamwidth - Insert Fitted



Contact & Links

Need more information about our products ?

www.audiofocus.eu

info@audiofocus.eu

www.facebook.com/AudiofocusPage/

www.facebook.com/groups/AUDIOFOCUS/



Follow Us.

